



Epidemiology of COVID-19 in Ireland

Report prepared by HPSC on 18/04/2020 for NPHE

Note: Data are provisional

Summary

This report includes data as of 18th April 2020 at 9:30 am for events created on CIDR up to midnight Thursday 16th April 2020.

Characteristic	Number	%
Total number of confirmed cases	13,746	
Number of new cases since previous day	734	5.3
Total number hospitalised	2,168	15.8
Total number admitted to ICU	296	2.2
Total number of deaths	566	4.1
Total number of outbreaks/clusters	454	-
Total number cases associated with clusters	2,964	21.6
Total number of imported cases	352	2.6
Number of cases in Healthcare workers	3,573	26.0
Median age (years)	48	-
Age range (years)	0-106	-

Confirmed cases

In total, 13,746 confirmed cases of COVID-19 were notified in Ireland **before midnight April 16th 2020**, with the first cases reported in Week 10 2020, week ending 07/03/2020 (Figure 1).

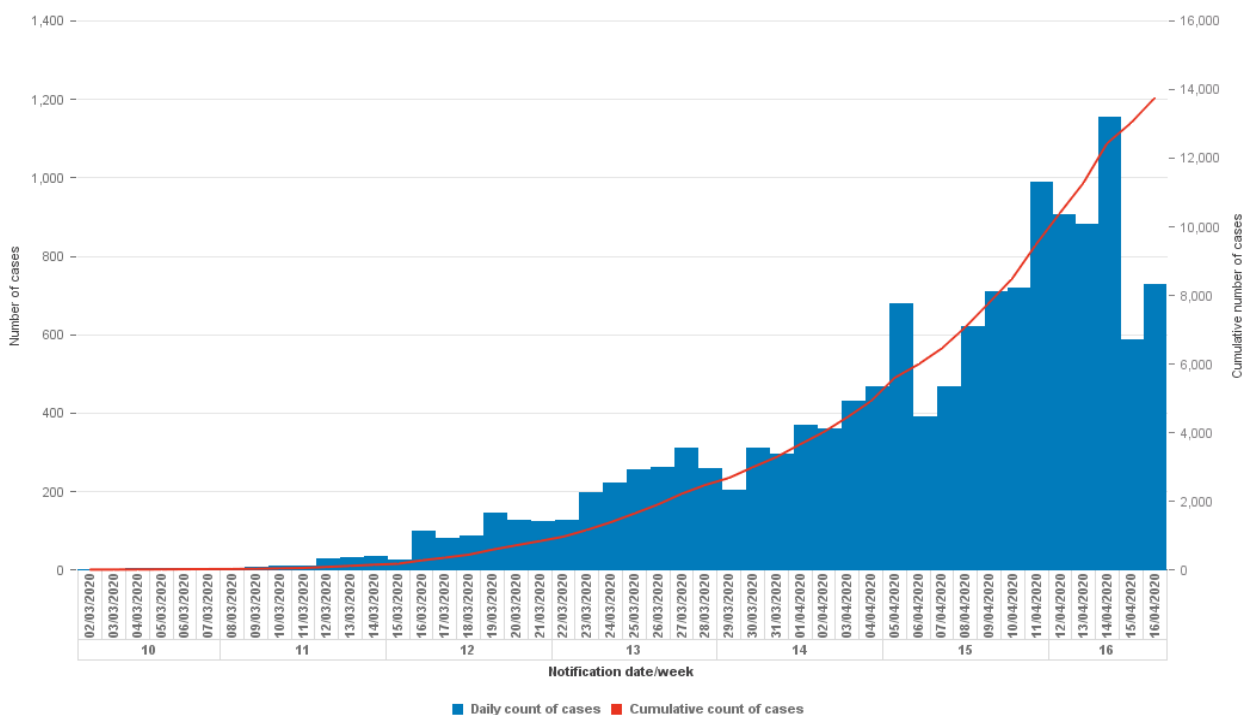


Figure 1: Number and cumulative number of confirmed COVID-19 cases notified in Ireland to midnight April 16th 2020

Data source: CIDR as of 18/04/2020 9:30

Outbreaks/Clusters

There were 454 outbreaks/clusters of COVID-19 notified on CIDR **before midnight April 16th 2020**.

Table 1: Characteristics of confirmed COVID-19 cases notified as of midnight April 16th 2020, Ireland

Characteristic	Number of cases	%
Total	13,746	100
Sex		
Female	7568	55.1
Male	6048	44.0
Unknown	130	0.9
Age group (years)		
<1	28	0.2
1-4	48	0.3
5-14	142	1.0
15-24	892	6.5
25-34	2329	16.9
35-44	2522	18.3
45-54	2659	19.3
55-64	2010	14.6
65+	3094	22.5
Unknown	22	0.2
HSE area		
HSE East	8009	58.3
HSE Midlands	739	5.4
HSE Mid-West	723	5.3
HSE North-East	1390	10.1
HSE North-West	485	3.5
HSE South-East	545	4.0
HSE South	1235	9.0
HSE West	620	4.5

Data source: CIDR as of 18/04/2020 9:30

Table 2: Country of Infection of confirmed COVID-19 cases notified as of midnight April 16th 2020, Ireland

Country of infection	Number of cases	% of cases
Ireland	9509	69.2
Other than Ireland	352	2.6
Unknown	3885	28.3
Total	13746	100

Data source: CIDR as of 18/04/2020 9:30

Note: Data are provisional

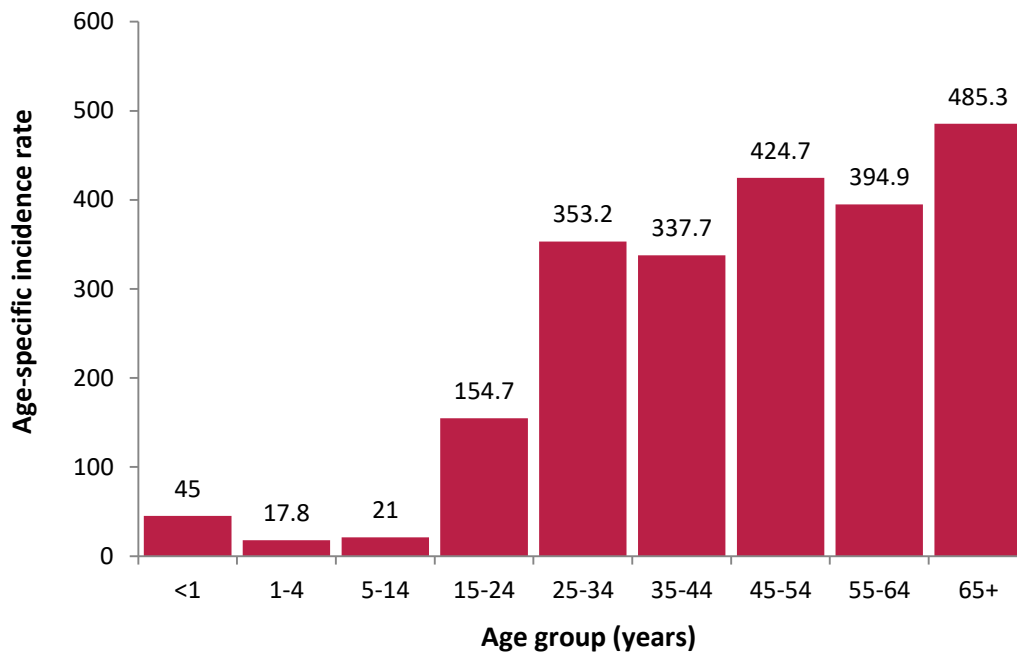


Figure 2: Age-specific incidence rates of confirmed cases of COVID-19 notified to midnight April 16th 2020, Ireland

Data source: CIDR as of 18/04/2020 9:30, rates are calculated using the 2016 census (www.cso.ie)

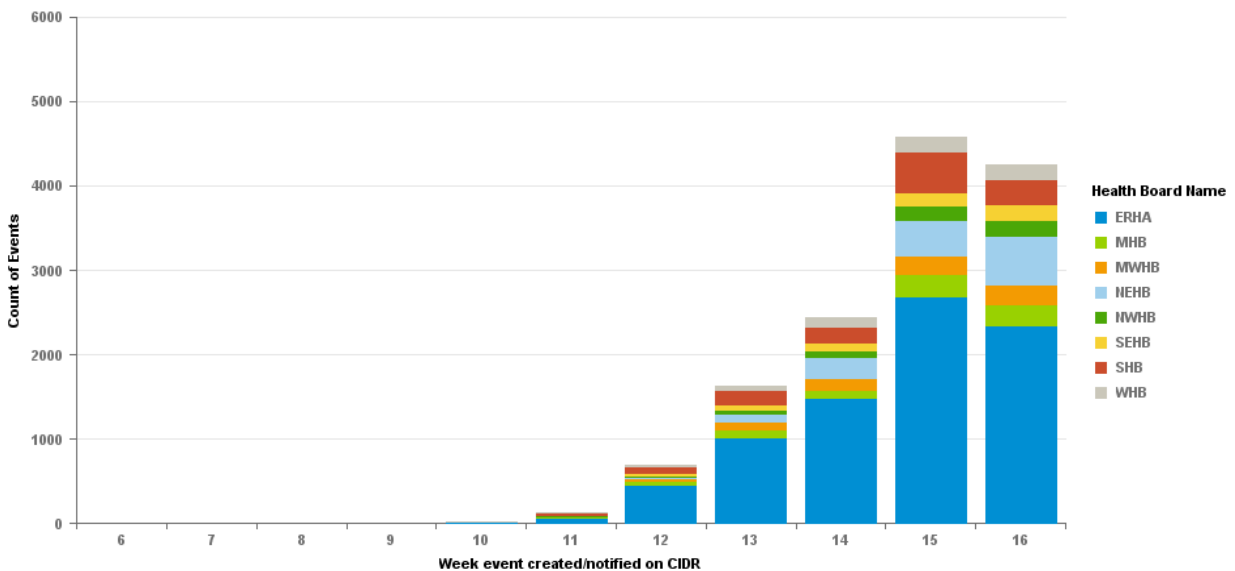


Figure 3: Confirmed cases of COVID-19 notified to midnight April 16th 2020, by HSE Area and week of notification

Data source: CIDR as of 18/04/2020 9:30

Note: Data are provisional

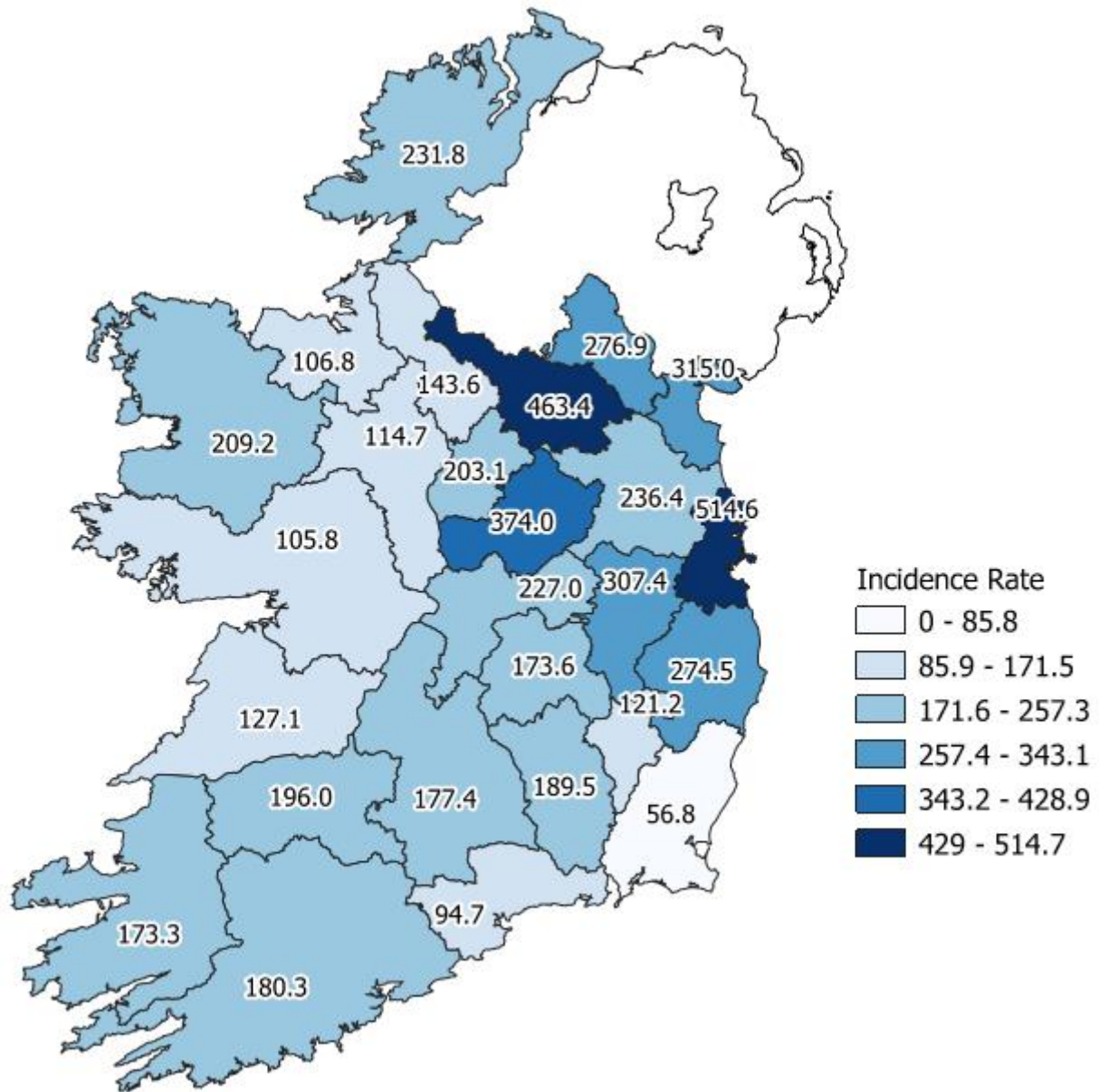


Figure 4: Cumulative incidence rates per 100,000 population of confirmed cases of COVID-19 notified to midnight April 16th 2020 by county, Ireland

Please do not directly compare county shades to previous maps. The numbers of cases by county are increasing and as such the categories listed will broaden which may result in changes to the map shading.

Data source: CIDR as of 18/04/2020 9:30, rates are calculated using the 2016 census (www.cso.ie)

Table 3: Number of confirmed cases of COVID-19 notified to midnight April 16th 2020 by county

County Name	Number of cases	%
Carlow	69	0.5
Cavan	353	2.6
Clare	151	1.1
Cork	979	7.1
Donegal	369	2.7
Dublin	6934	50.4
Galway	273	2.0
Kerry	256	1.9
Kildare	684	5.0
Kilkenny	188	1.4
Laois	147	1.1
Leitrim	46	0.3
Limerick	382	2.8
Longford	83	0.6
Louth	406	3.0
Mayo	273	2.0
Meath	461	3.4
Monaghan	170	1.2
Offaly	177	1.3
Roscommon	74	0.5
Sligo	70	0.5
Tipperary	283	2.1
Waterford	110	0.8
Westmeath	332	2.4
Wexford	85	0.6
Wicklow	391	2.8
Total	13746	100

Data source: CIDR as of 18/04/2020 9:30

Table 4: Number of confirmed COVID-19 cases notified to midnight April 16th 2020 by transmission classification, Ireland

Transmission classification*	Number of cases	%
Community transmission	2235	16.3
Possible community transmission	2906	21.1
Local transmission	4085	29.7
Possible local transmission	182	1.3
Travel abroad	156	1.1
Possible travel abroad	340	2.5
Unknown	3842	27.9
Total	13746	100

*Transmission classification is based on country of infection and enhanced exposure data (international travel; close contact of a case) recorded in CIDR. The World Health Organization's (WHO) Definition of transmission classification is outlined in Appendix 1.

Data source: CIDR as of 18/04/2020 9:30

Note: Data are provisional

Table 5: Number of confirmed cases of COVID-19 notified to midnight April 16th 2020 by age group and hospital, ICU and vital status, Ireland

Age group (years)	Number of cases (n)	Cases hospitalised (n)	Cases hospitalised (%)	Cases admitted to ICU (n)	Cases admitted to ICU (%)	Number of cases that died (n)	Cases that died (%)
<5	76	13	0.6	0	0.0	0	0.0
5 - 14	142	6	0.3	1	0.3	0	0.0
15-24	892	47	2.2	5	1.7	1	0.2
25-34	2329	135	6.2	9	3.0	3	0.5
35-44	2522	177	8.2	25	8.4	9	1.6
45-54	2659	314	14.5	67	22.4	13	2.3
55-64	2010	330	15.2	82	27.8	27	4.8
65+	3094	1144	52.8	107	36.5	513	90.6
Unknown	22	2	0.1	0	0.0	0	0.0
Total	13746	2168	100	296	100	566	100

Data source: CIDR as of 18/04/2020 9:30

Of the 13,746 laboratory confirmed cases of COVID-19, 566 had died, giving a case fatality rate of 4.1%. Of the patients who were hospitalised, 14% were admitted to ICU.

Table 6: Number of confirmed cases of COVID-19 notified to midnight April 13th 2020 in healthcare workers by HSE-area and travel status

HSE area	Foreign travel	No foreign travel	Not specified	Total
HSE East	77	1988	108	2173
HSE Midlands	7	145	63	215
HSE Mid-West	15	75	99	189
HSE North-East	4	18	295	317
HSE North-West	8	67	57	132
HSE South-East	5	3	148	156
HSE South	19	105	90	214
HSE West	7	85	85	177
Total	142	2486	945	3573

Data source: CIDR as of 18/04/2020 9:30

Of the 3,573 cases who were healthcare workers, 70% had no history of foreign travel in the 14 days prior to onset of symptoms.

Note: Data are provisional

Table 7: Number of clusters/outbreaks of COVID-19 notified to midnight April 16th 2020 by location and HSE-area

Outbreak Location	E	M	MW	NE	NW	SE	S	W	Total	%
Nursing home	86	8	6	28	3	3	3	28	165	36.3
Residential institution	44	9	2	4	1	1	7	3	71	15.6
Hospital	39	2	1	11	2	2	9	3	69	15.2
Private house	2	5		8	5	7	8	20	55	12.1
Comm. Hosp/Long-stay unit	4	8			2	1	5	2	22	4.8
Travel related		3	4	4	2	1	5	2	21	4.6
Workplace	2	2	1			3	5	1	14	3.1
Extended family	2		1		2	3	2	1	11	2.4
Community outbreak	3	1	1	1					6	1.3
Public house		2					1		3	0.7
Hotel	1						2		3	0.7
Other	2	1	2	1		1	3	2	12	2.6
Not Specified	2								2	0.4
Total	187	41	18	57	17	22	50	62	454	100

Data source: CIDR as of 18/04/2020 9:30

Acknowledgements

Sincere thanks are extended to all those who participated in the collection and reporting of data used in this report. This includes the notifying clinicians and staff in laboratories and Departments of Public Health.

Report prepared by Epi Team, HPSC

Appendix 1: World Health Organization's (WHO) Definition of transmission classification

WHO definition of transmission classification is specified below:

- Community transmission is evidenced by the inability to relate confirmed cases through chains of transmission for a large number of cases, or by increasing positive tests through routine screening of sentinel samples.
- Local transmission indicates locations where the source of infection is within the reporting location.
- Imported cases only indicate locations where all cases have been acquired outside the location of reporting.

Unknown: Transmission is classified as 'unknown' due to incomplete data on CIDR.